



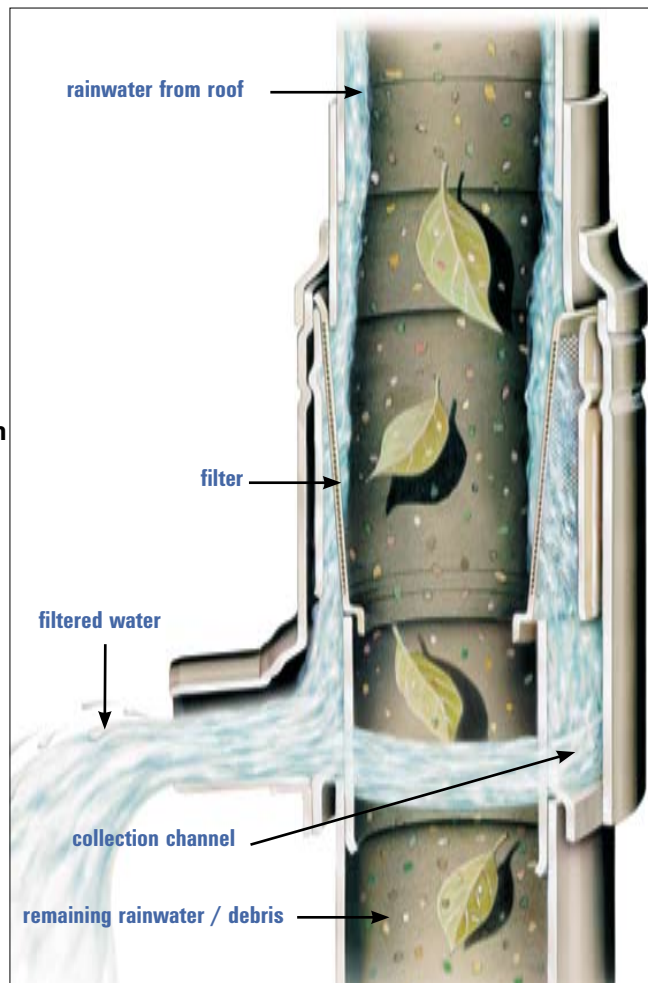
RAINWATER HARVESTING

RS GARDEN FILTERS

- **Compact design for simple installation in round vertical rainwater downpipes**
- **full cross-section of downpipe maintained**
- **more than 90% of rainwater collected**
- **low maintenance**
- **high quality units with a proven track record for reliability and efficiency**
- **manufactured by WISY**
- **corrosion and frost proof**
- **available in various sizes to suit most round pipes**

These filter collectors are designed for simple and easy installation in rainwater downpipes. The unit is installed by removing a section of downpipe.

With no obstruction or narrowing of the downpipe, the unique construction (WISY Patent No 3812136) maintains full flow of water through the downpipe and filter. This is particularly important in hailstorms and torrential rainfall. Even in such demanding weather conditions, the unit will harvest 50% or more of the rainwater flowing through the



downpipe. Excess water is piped in the conventional manner to surface water drain or soakaway.

Water is drawn through the vertically orientated stainless steel filter insert by adhesion forces. Filtered water falls into the collection channel and is fed via the outlet connection to the storage tank. Remaining water washes debris and particles larger than 0.44 mm through the filter collector into the drain or soakaway in the normal manner. In order to maintain efficiency the filter insert requires regular cleaning at 2 to 3-monthly intervals.

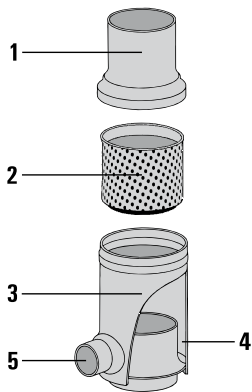
Materials that do not retain water are best for rain harvesting. Slate, clay or concrete tiles are most suitable. Coated metal or composite fibre sheets are also good. Planted 'green' roofs are less suitable due to the discolouration of the water. Unsealed asbestos cement roofs are not recommended as the fibres tend to block the filters more frequently.



RS
garden
filter



RS Filter Collector

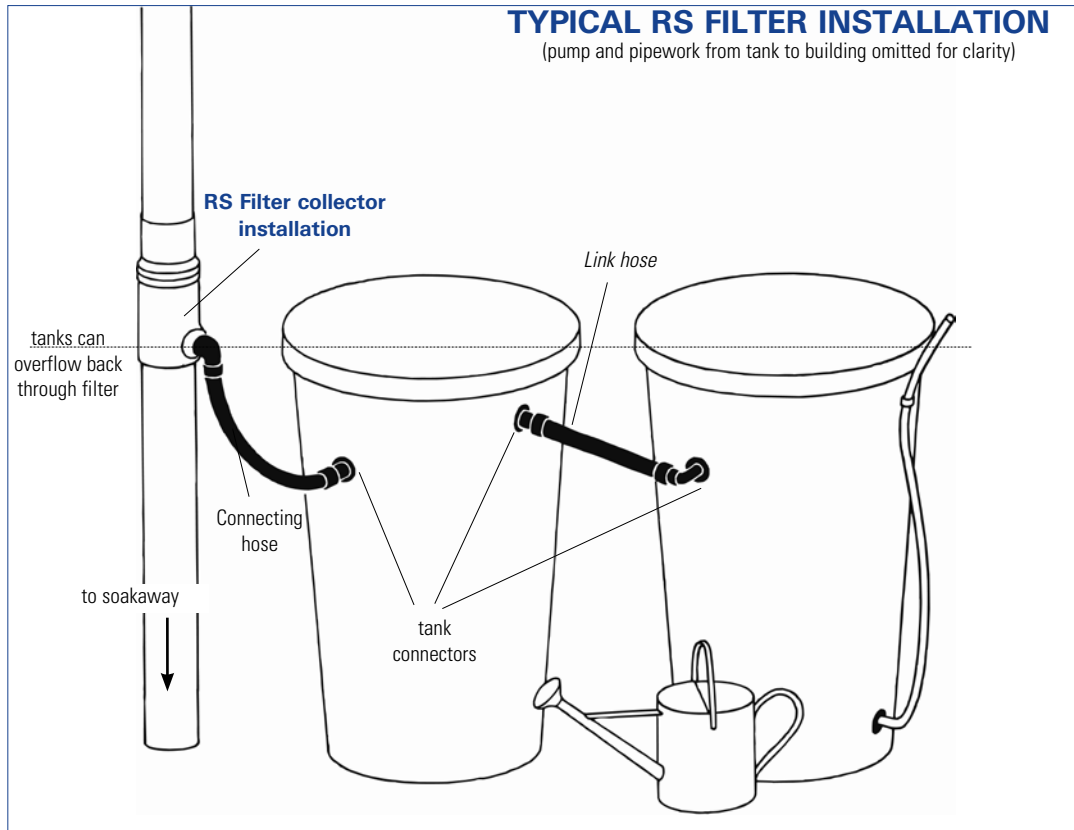


RS Filter Components

- 1 - Upper housing
- 2 - Filter insert
- 3 - Housing
- 4 - Collection area
- 5 - Clean water outlet

TYPICAL RS FILTER INSTALLATION

(pump and pipework from tank to building omitted for clarity)



RS TYPE GARDEN FILTERS

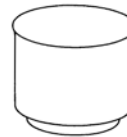
For installation in round metal or plastic downpipes

Housing: Stainless-steel,
For nominal sizes: (DN) 100, 87, 80, 76, plastic nom. size 68, 110
Outlet size: DN 50
Filter insert: Stainless-steel
Dimensions: height 275mm, diameter 120mm

are often fitted during the winter months when garden water is not required.

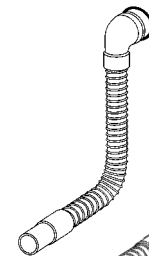
■ Connecting hose

For connecting the outlet of the filter directly to a water butt or similar container. One end push-fits on to the filter outlet and the other fits 1 1/4" hose connections. 32cm overall length.



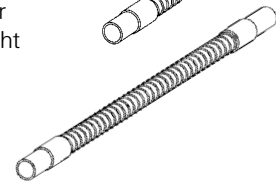
■ Link hose

For joining one water butt to another. 1 1/4" hose connection both ends. 32cm overall length.



■ Tank connectors

Connects to 1 1/4" hoses. Fits into side of water butt with rubber sealing washer. Straight and 90° versions available.



ACCESSORIES

■ 50mm adapter

For connecting standard 50mm waste pipe to the outlet of the filters. One end is a DN50 compression fitting, the end accepts 50mm solvent-weld pipe.

■ Blind Insert

For system maintenance purposes, a blind insert is available. This can be used in place of the filter insert to divert all flow to the soakaway. These



NB continuous development may necessitate change in these details without notice E&OE



RAINHARVESTING SYSTEMS

Rainharvesting Systems Ltd.

The Green Shop
 Cheltenham Road, Bisley,
 Stroud, Gloucestershire GL6 7BX
 Tel: 0845 223 5430
 Fax: 01452 772008
 E-mail: sales@rainharvesting.co.uk
 Website: www.rainharvesting.co.uk

Distributor: